

Measuring & Control Equipment

M e a s u r i n g & C o n t r o l E q u i p m e n t

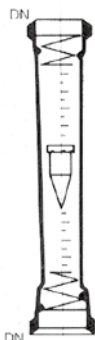


9. MEASURING & CONTROL EQUIPMENT

- Temperature: Resistance temperature meter for recording and control
- Flow speed: Flow meter
- Reflux: The control of reflux end of the distilling column
- Pressure: Pressure meter for PTFE protection
- PH index: PH meter for PH control
- Rupture Discs: Rupture discs for safe protection

9.1 Flowmeters

Designing on the float principle, the flow meters are vertically installed in the pipelines. The meter consists of a measuring tube, a float, and a plug.

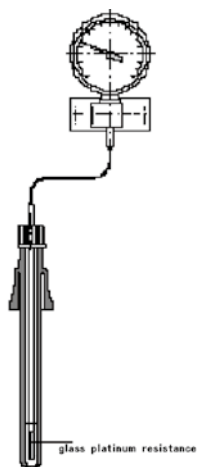


DN	RANGE OF MEASURING		CAT. NO.
	Water at 20°C(liter/hour)	Air (liter/hour)	
25	16-160	600-6000	QCK-LL-25/16/160
	40-400	1500-15000	QCK-LL-25/40/400
40	63-630	2400-24000	QCK-LL-40/60/600
	100-1000	4000-40000	QCK-LL-40/100/1000
80	160-1600	6000-60000	QCK-LL-80/160/1600
	250-2500	10000-100000	QCK-LL-80/250/2500
	400-4000	15000-150000	QCK-LL-80/400/4000
	630-6300	----	QCK-LL-80/630/6300

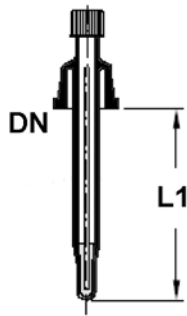
9.2 Resistance Thermometers

Model PT100 resistance thermometers are used for the measurement and control. The range of temperature measurement and control is from -200°C to +200°C. The standard design of the resistance thermometers involves two connecting wires. If required, three-wire design is available. When spherical vessels are used, oblique angle resistance meters are provided. Digital or simulated temperature displays are available.

- Glass platinum resistance meter parameters:
- Measurement range: -200 -500°C
- Graduation symbol: PT100
- Allowed current: ≤5mA

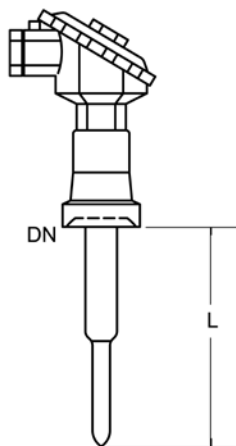


9.2.1 Resistance Thermometers in a Glass Pocket



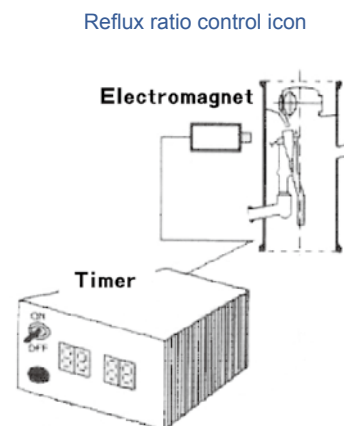
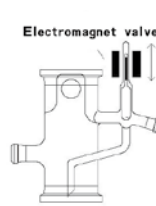

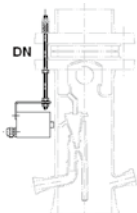
DN	L 1 mm	CAT. NO.
25	100	QCK-WD-25/100B
	125	QCK-WD-25/125 B
	175	QCK-WD-25/175 B
	200	QCK-WD-25/200 B
40	125	QCK-WD-40/125 B
	175	QCK-WD-40/175 B
	200	QCK-WD-40/200 B
	250	QCK-WD-40/250 B
50	200	QCK-WD-50/200 B
	250	QCK-WD-50/250 B
	300	QCK-WD-50/300 B
	400	QCK-WD-50/400 B

9.2.2 Resistance Thermometers




DN	L mm	CAT. NO.
25	100	QCK-WD-25/100A
	125	QCK-WD-25/125A
	175	QCK-WD-25/175 A
	200	QCK-WD-25/200 A
40	125	QCK-WD-40/125 A
	175	QCK-WD-40/175 A
	200	QCK-WD-40/200A
	250	QCK-WD-40/250 A
50	200	QCK-WD-50/200 A
	250	QCK-WD-50/250 A
	300	QCK-WD-50/300 A
	400	QCK-WD-50/400 A


9.3 Electric Reflux Divider Timer



9.4 Pressure Gauges



9.5 PH Measurement



9.6 Rupture Discs